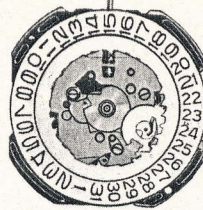



Cal. 8122A



125 775



221 775



231 755



241 765



261 755



271 765



281 755



282 763



354 765



383 755



384 755



388 765



399 755



391 755



701 755



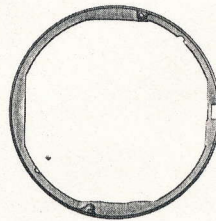
☆ 801 622



802 756



808 756



☆ 884 967



4001 756



4002 755



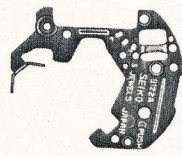
4146 755



4239 755



4270 755



4271 777



4450 775



☆ Maxell SR1120SW



022 247



022 248



022 427

Cal. 8122A

Characteristics

Casing diameter : ϕ 25.6 mm
 Maximum height : 2.9 mm without battery
 Jewels : 5 j
 Frequency of quartz crystal oscillator : 32,768 Hz (Hz=Hertz Cycles per second)
 Driving system : Step motor (2 poles)
 Regulation system : Regulating switch lever
 Train wheel setting
 Calendar (Date)
 Instant setting device for date calendar
 Battery life indicator : The second hand moves in two-second interval.

PART NO.	PART NAME	PART NO.	PART NAME
125 775	Train wheel bridge	027 118	Tube for setting lever spring screw
221 755	Center wheel & pinion	027 119	Tube for date dial guard
231 755	Third wheel & pinion	027 120	Tube for battery connection (—) screw
241 765	Fourth wheel & pinion	027 121	Tube for casing clamp screw
261 755	Minute wheel	027 739	Setting lever pin
271 765	Hour wheel	☆Maxell SR1120SW } ☆U.C.C. 381 } ☆SEIKO TR1120SW }	Silver oxide battery
281 755	Setting wheel		Silver (II) oxide battery
282 763	Clutch wheel		
354 765	Winding stem		
383 755	Setting lever		
384 755	Yoke		
388 765	Setting lever spring		
391 755	Train wheel setting lever		
399 755	Casing clamp		
701 755	Fifth wheel & pinion		
☆801 622	Date dial		
802 756	Date driving wheel		
808 756	Date dial guard		
☆884 967	Holding ring for dial		
4001 756	Circuit block		
4002 755	Coil block		
4146 755	Step rotor		
4239 755	Rotor stator		
4270 755	Battery connection (—)		
4271 777	Battery connection (+)		
4450 775	Regulating switch lever		
022 247	Train wheel bridge screw		
022 247	Battery connection (—) screw		
022 247	Battery connection (+) screw		
022 247	Setting lever spring screw		
022 248	Date dial guard screw		
022 427	Casing clamp screw		
011 325	Upper hole jewel for fourth wheel		
011 542	Upper hole jewel for third wheel		
011 542	Upper hole jewel for fifth wheel		
011 547	Lower hole jewel for step rotor		
011 568	Upper hole jewel for step rotor		
☆027 112	Tube for train wheel bridge (A)		
☆027 113	Tube for train wheel bridge (B)		
☆027 114	Tube for battery connection (+) screw (A)		
☆027 115	Tube for battery connection (+) screw (B)		
☆027 116	Tube for battery connection (+) screw (C)		
☆027 117	Tube for battery connection (+) screw (D)		

☆⇨ Please see remarks on the reverse page.
 Part numbers in light letters are not shown in photos.